

Makerspace Activities

TIPS FOR ACTIVITIES FOR SCHOOL CLOSURE IN MARCH 2020



Did you miss your ski trip this year? How about making a ski family out of tin foil and craft sticks? Find a cardboard ramp and go skiing in your living room.



Makerspace Activities

TIPS FOR ACTIVITIES FOR SCHOOL CLOSURE IN MARCH 2020



Fun Zone Game

Ring Toss or Skee ball

Challenge

Design a fun game to play with the whole family

Constraints

Needs to have a scoring system so someone can win

Repurpose recyclables you have around the home

Design & Build

Draw out your idea and label the materials

What is the object of the game?

Collaborate with your family members

Test as you go, and make necessary modifications


Taking it further

Name your game

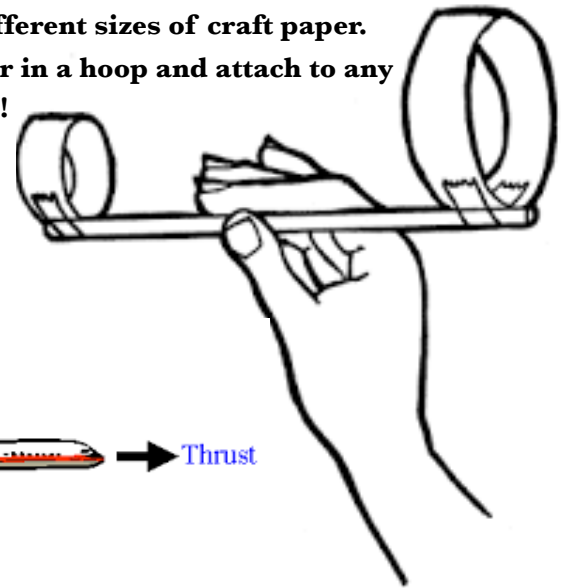
Make a flashy sign for it

Write up game instructions and rules

Let your younger brother or sister win now and then






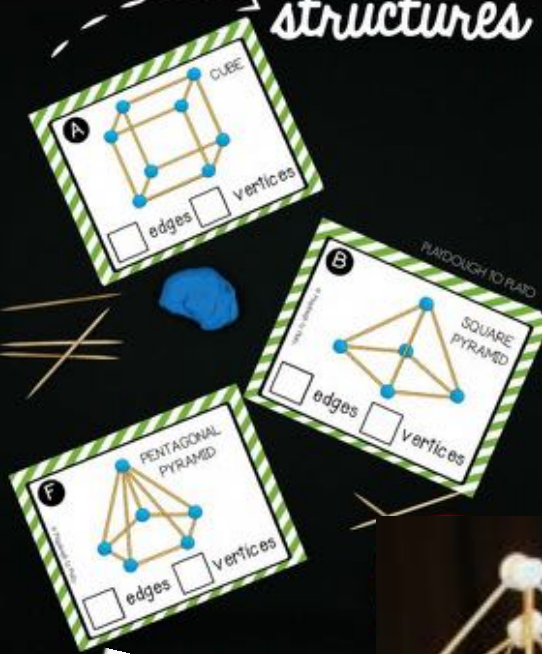
Cut many strips in different sizes of craft paper.
Tape the ends together in a hoop and attach to any size straw. Let it glide!
Change the design.
Compare results.



Four Forces of Flight

Lift Thrust Drag Weight

STEM toothpick structures



Build several kinds of shapes. Is your structure strong enough to hold any weight?



Collect twigs & make a nest for Spring. Build a bird feeder.



Keep your children outdoors helping in the garden.

Outdoor Activities



Home Art Museum

Use objects found at home to recreate your favorite painting. Take a photo. Pets are encouraged to participate, too!



Mondrian Abstract Art



Frida Kahlo self portrait



Showing (sewing) support for our community

Using fabrics on hand cut and sew Personal Protective Equipment, masks for doctors and nurses.

Materials for Masks:

Washed fabric, rubber bands, elastic, thread & needle, sewing machine

<https://www.youtube.com/watch?v=TL9D6ZFtZHM>

Contact goforpaki@yahoo.com for delivery options

Local ER Centers requesting supplies:

[Exer Urgent Care](#)

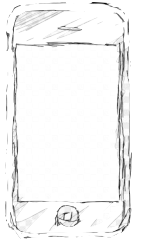
[Providence Urgent Care](#)

[Torrance Memorial Urgent Care](#)

[Memorial Hospital of Gardena Emergency](#)




Design and build a rack to organize all your devices.



Head phones



iPad



NEWSPAPER TUBES



Spread out 2 double pages of the newspaper (1 page works, but is not as strong)

Fold over a corner

Turn over the smallest fold you can and press it flat



Continue to roll and press as tightly as you can for 15 rolls. Don't let go! Your roll will loosen if you do



When you are halfway across the paper, you can use your palms to make your rolling easier. Don't let go whenever you do!



Keep rolling until you reach the other side



Use a small piece of tape to stick the last corner down



Find the weakest point at the ends of the roll by bending up the ends



Snip off the ends at the weak point




Attaching...



Game controller



iPhone





LEGO Bridge Building Challenge



MARBLE MAZE

STEM



For inspiration
Check out:
Brain Pop Jr.
Magic School Bus
Design Squad



Electric cardboard cutter for adults, cardboard scissors for students, low temp glue gun



Paper cutter, tape dispensers, power punch

